


Booklets produced in partnership with the Anglican Diocese of Caledonia

**ON EAGLE'S WINGS**  
**BIBLE CAMP STORY**  
**NICODEMUS AND JESUS**



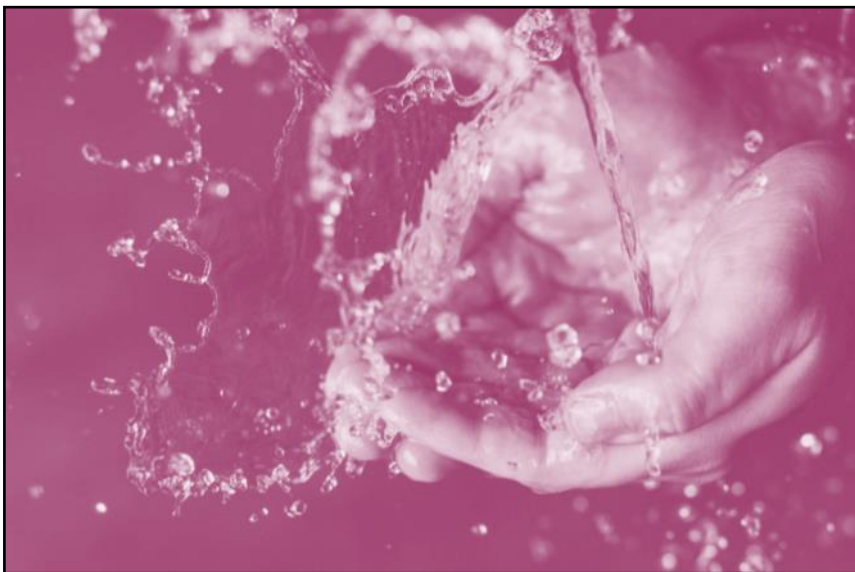

God loved the people of this world so much that he gave his only Son, so that everyone who has faith in him will have eternal life and never really die.

**John 3:16**

BIBLE CAMP STORY:

# NICODEMUS AND JESUS

Whether you are younger or older, know the Bible like the back of your hand or are a bit rusty on the names and stories, this pack is for you! In it, you will find a bible story, crafts, and even a video (on a thumb-drive or DVD) to help children learn about God's love for all people. After all, that's the motto for this summer, as you can see in our logo to the right: Christ Loves All People!





# WHAT'S INCLUDED:

Beyond your craft materials that come with this kit, here is what you will find in this Bible Camp story pack:

<b>LESSON INFORMATION SHEET</b>	<b>4</b>
<b>BIBLE STORY PRAYER</b>	<b>5</b>
<b>BIBLE STORY</b>	<b>6-7</b>
<b>CRAFTS</b>	<b>8-12</b>
<b>ACTIVITIES AND GAMES</b>	<b>13-17</b>

## NICODEMUS



# STORY INFO

Here is some key information for your storytelling:

God loves everyone and everything in the world  
and sent Jesus to bring us new life

## Bible Verse to Remember

God loved the people of this world so much that he  
gave his only Son, so that everyone who has faith in  
him will have eternal life and never really die.

John 3:16

## Bible Story

The Light of the World (Nicodemus and Jesus)

John 3:1-21



## Lesson Objective

Children will learn that Jesus came to bring everyone  
new life, and to show them the way to God.

## Lesson Overview

Nicodemus visits Jesus at night to talk with him  
about God. Jesus teaches him that God loves  
everyone in the world. God sent Jesus to shine God's  
light in the world.

## NICODEMUS



# PRAYER

This is a specific prayer written for this Bible Camp story that you may pray with your children. It may be prayed before you tell the story, after, or whichever time works best for you.

Have your children hold hands, or touch elbows if they are not comfortable holding hands. Ask the children to repeat or “echo” each line after you.

**Dear God (echo)**

**Thank you for Jesus (echo)**

**Who came to give us life (echo)**



**Show us ways to share your love (echo)**

**With everyone we meet. (echo)**

**Amen. (echo)**



## NICODEMUS



# BIBLE STORY

This lesson will help children explore the story of Nicodemus. Nicodemus had heard about Jesus, and knew Jesus was from God; he wanted to know more. But he was afraid of what people might say and do if they saw him, so he came to visit Jesus at night.

Name pronunciations are in bold brackets after the first time a character's name appears.

## The Story



Today's story happened late at night. A man named Nicodemus (Nick-oh-DEEM-us) had heard about Jesus. He also heard that many people didn't like what he was saying about God. He decided to visit Jesus. He wanted to talk with Jesus and find out what he had to say about God.

Nicodemus didn't want anyone to see him visiting Jesus. So he went very quietly to where Jesus was staying late at night. It was very dark so no one could see Nicodemus visit Jesus.

Jesus sat with Nicodemus and they talked a long time. Nicodemus had a lot of questions. Jesus explained a lot of things to him.

Jesus told him that God could give him a whole new life. Nicodemus didn't understand at first. How could he have a new life? Did he have to change his name?

## NICODEMUS





Did he have to move to a new town? How could he become a child of God now that he was all grown up?

Jesus told Nicodemus the most important thing to know. The most important thing to know was that God loved him. God had loved him when he was a little child. God loved him now that he was grown up.

It was like a light came on for Nicodemus! He understood that God had made him one of God's family. Then he wondered if everyone could be part of God's family.

Jesus said that God loves everyone in the whole world. God had sent Jesus, his only Son, to show God's love. Jesus was that light that lit up the whole world with God's love.

## NICODEMUS



# CRAFTS

There are two crafts that come with this story. We have included the materials for you to use with your children, and a video for you to watch that will teach you both how to make the craft. The video will be on a DVD or thumb-drive.

## CRAFTS LIST

- Butterfly Puppet
- Day/Night and Light/Dark



### Butterfly Puppet

Difficulty: Medium



**STEP 1** Put out two paper plates, a chenille stem, markers, clear tape, scissors and a hole punch for your children.

## NICODEMUS



### Supplies needed:

- Paper plates,
- Chenille stems,
- Markers,
- Clear tape,
- Scissors,
- Hole punch,
- Stickers,
- Glue



**STEP 2** Fold one paper plate in half with the eating side to the outside. Cut the other paper plate in half. Cut a strip about 1 inch wide off the cut edge of each half plate.





**STEP 3** Colour the butterfly. Add any decorations you would like such as stickers or glitter glue. Punch two holes in the head and insert a chenille stem for the antenna.

**STEP 4** Tape one of the paper plate halves to the underside of the butterfly. Have the eating side facing the bottom of the plate. Do the same for the other side. This will make 2 pockets for your fingers. Put the butterfly on your hands with your fingers in one pocket and your thumb in the other. Fly away with new life!



## NICODEMUS




# Day and Night/Light and Darkness



Difficulty Level: Easy

**STEP 1** Put out a Sun and a Moon Sheet, a craft stick, markers, glue and scissors for your children.

**STEP 2** Colour each picture and cut them out. Glue the sun and moon back to back on the craft stick. Go from darkness to light with Nicodemus!




## NICODEMUS




### Supplies needed:


- Day and night pattern sheet,
- Craft stick,
- Markers,
- Glue,
- Scissors



Pattern for Day and Night/Light and Darkness



Pattern for Day and Night/Light and Darkness



# ACTIVITIES

In this section, you will find fun activities to do with your children. These are good, active games to help children move around and get out their energy before quieting down again. Many of these games require multiple kids, and a larger group for the Cotton Ball Relay.

## Cotton Ball Relay


Divide the children into two or three teams. Place a pile of cotton balls at one end of the play area. Place a paper plate at the other end of the play area, and have the teams line up in front of the cotton balls. Give the first child on each team two straws.

The children will use the straws like chop sticks. Show them how to hold them between their fingers. If they aren't able to hold them like that, they may use one straw in each hand.

Each child on the team will use the straws to pick up a cotton ball. The cotton ball will be pinched between the two straws. Then they carry it to their team's paper plate. Once they place it on the plate, they run back to their team and give the straws to the next team member.

No hands are allowed to be used to pick up any dropped cotton balls or to put the cotton ball

## NICODEMUS



between the straws. If someone drops a cotton ball on the way, they can only use their straws to pick it up!

You could choose to give each team the same number of cotton balls, and see which team can put them on the plates first. You can also tell the teams they have a certain amount of time to get as many cotton balls on their plate as possible! Count the balls to see who has the most

Have extra straws available in case any get damaged and can't be used any longer.

## STOP


This game is popular in Columbia. Columbia is located in the north west of South America.

Have all the children stand in a group. Choose one child to be the caller. The caller holds a ball while the other players move around the caller.

The caller throws the ball in the air and then calls the name of another player. The named player must try to catch the ball before it hits the ground while the other players run away.

If the player catches the ball, they count to three and then throw the ball in the air while calling another player's name. This continues until a player misses catching the ball.


## NICODEMUS





When they miss the ball, they call "Stop!" The rest of the players must then stand still. They can move their body but must not move their feet.

The player must retrieve the ball and then try to hit any other player on the legs with the ball. A player who is hit becomes the new caller. If the thrower misses, they become the new caller.

## NICODEMUS



## Word Search: Naaman Washes and is Healed

N	E	V	A	E	H	X	P	Y	K	M	N
I	I	W	F	G	T	H	G	I	R	B	V
C	S	G	H	L	I	G	H	T			
O	B	C	H	H	A	M	Q	U			
D	X	B	K	T	F	S	U	S	E	J	X
E	K	O	Q	Y	V	N	E	M	B	Y	F
M	I	R	A	C	L	E	S	E	Z	C	W
U	N	N	G				T	B	V	F	O
S	G	O	V				I	E	Q	O	R
W	D	Z	Y				O	Y	V	C	L
K	O	R	R	S	S	E	N	K	R	A	D
Y	M	T	I	R	I	P	S	C	Q	A	S

BORN  
 BRIGHT  
 DARKNESS  
 GOD  
 FAITH  
 HEAVEN  
 JESUS  
 KINGDOM  
 LIGHT  
 LOVE  
 MIRACLES  
 NICODEMUS

NIGHT  
 QUESTIONS  
 SAVE  
 SPIRIT  
 WORLD





This colouring page was coloured by: \_\_\_\_\_



DAY 3